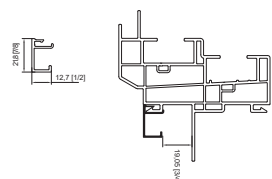


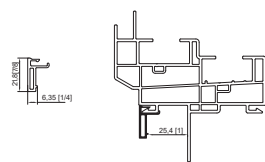
Additional profiles

4481



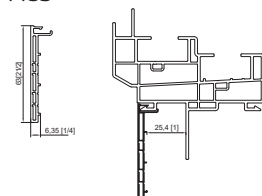
J-Channel is designed specifically for trimming out openings on your wall panels. Windows, doors, and louvers on the walls of your building blend in seamlessly when J-Channel is installed. J-Channel hides the cut lines of panels

4482



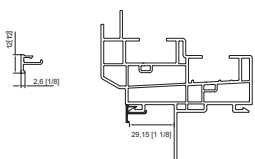
Frame 5/8" Flange Profile installed on the exterior sides of a window

4483



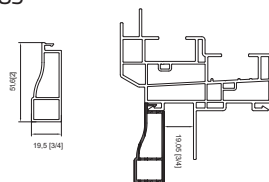
Frame Flush Flange Flush-flange window frames are appropriate for any kind of cladding that produces a flat surface. It gives a finished look to a window installation

4484



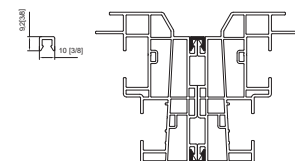
Stucco key is explicitly designed for new construction homes using stucco. Stucco key features help finish stucco around a window, providing a consistent finishing point. It covers the gap that can result from stucco's

4485



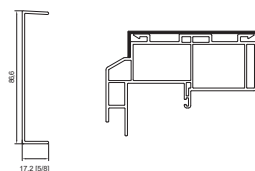
Brick mold gives a finished look to a window installation surrounded by brick.

4486



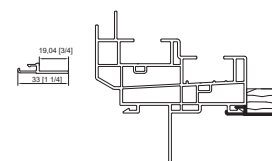
Mullion cap is designed for mulling two separate window frames together to create a large window.

4488



Head Cover. Also known as a head expander, it is used in replacement window applications where the replacement window is slightly shorter than the existing frame. The head expander can be insulated and covers the gap between the head of the window and the frame, making installation hassle-free.

4489



Jamb Extension. Window jamb extension is an interior window component (in varying depths) that allows the window frame to fit the window opening.



Casement

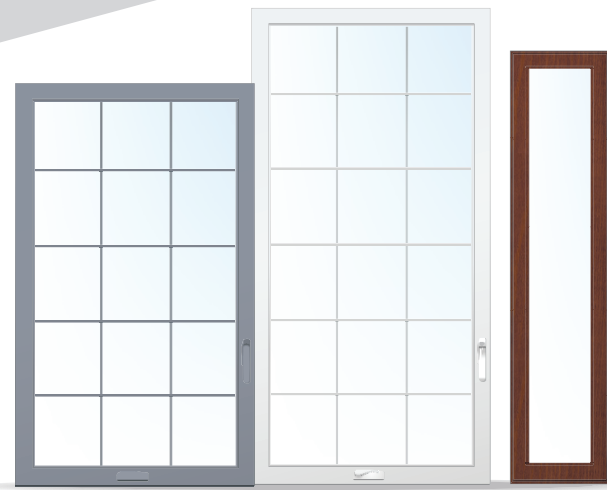


2024



## NC.300. Casement

Casement windows are attached to one side and can be opened outward to the left or right. These types of windows are easy to operate, as they come with a specialized crank that can be conveniently folded away when not in use. They are known for their superior energy efficiency, making them a popular choice among American window systems. Screens for these windows are placed on the interior side.




### Main technical parameters of the Casement System:

- Depth of frame: 3 1/4"
- Glazing thickness range: up to 3/4"
- Opens and closes with a special crank and a single handle
- Exteriorly glazed sash Integral accessory grooves
- Excellent triple sealing Integral nailing fin for new-construction applications
- Available without integral nailing fin for replacement window applications

- Available to make an awning type of a window
- Available also as a picture window

### Grill patterns



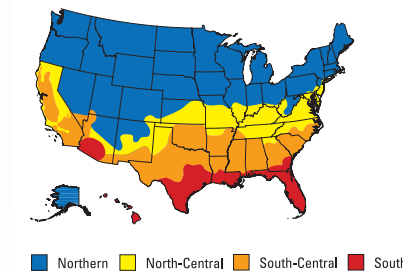
### Types of glass:

GLAZING OPTIONS	Compare U-factors and SHGC values			Glazing proposals
	U-factor	SHGC	U-factor	
LOW-E	3/4" Low-E	0.27	SHGC 0.38	4mm XN - 12mm Arg90 - 4mm Clr
	One lite of Low-E with argon			
	3/4" Low-E ONE	0.27	SHGC 0.31	4mm Planitherm One II - 12mm Arg90 - 4mm Clr
DOUBLE LOW-E	One lite of Low-E ONE with argon			
	3/4" Low-E double	0.27	SHGC 0.37	4mm CG Prem2 UC4 - 12mm Arg90 - 4mm CG Prem2 UC4
	Two lites of Low-E ONE with argon			
	3/4" Low-E ONE+	0.27	SHGC 0.31	4mm CG 1.0+ - 12mm Arg90 - 4mm CG 1.0+
SELECTIVE	Two lites of Low-E ONE+ with argon			
	3/4" Cool-lite SKN	0.27	SHGC 0.18	4mm CL SKN 154 - 12mm Arg90 - 4mm Clr
	One lite of solar cooling Low-E			
	3/4" SunGard70/35	0.29	SHGC 0.22	4mm SG SN 70/35 - 12mm Arg90 - 4mm Clr
One lite of solar cooling Low-E				

Product Type	Series	Test Unit Size (inches)	Overall Rating	Air Infiltration (cfm/ft.)	Water Pressure (psf)	Structural Pressure (psf)	Primary Product Designator
CASEMENT	NC.300	40 X 64	LC - PG50	0,01	7,52	+50/-50	A440-22
	RP.300	40 X 64	LC - PG50	0,01	7,52	+50/-50	A440-22
AWNING	NC.400	50,2 X 35,4	LC - PG25	0,02	9,82	+25/-25	A440-22
	RP.400	50,2 X 35,4	LC - PG25	0,02	9,82	+25/-25	A440-22

### NC 350. Casement Picture Window

Product Type	Series	Test Unit Size (inches)	Overall Rating	Air Infiltration (cfm/ft.)	Water Pressure (psf)	Structural Pressure (psf)	Primary Product Designator
CASEMENT PICTURE WINDOW	NC.350	60 X 60	CW - PG30	0,01	9,82	+30/-30	A440-22
	RP.350	60 X 60	CW - PG30	0,01	9,82	+30/-30	A440-22




■ Northern ■ North-Central ■ South-Central ■ Southern

### Laminate colors



Mahogany Walnut V Golden Oak Silver V Brown 8972 Black Anthracite Grey Trompet C-32 N Smooth

### Color options



White

### Mosquito net colors



White Black

### Hardware color options



White Beige Black

Colors shown may not be accurate representations. For color matching, please request color samples from our sales representative

